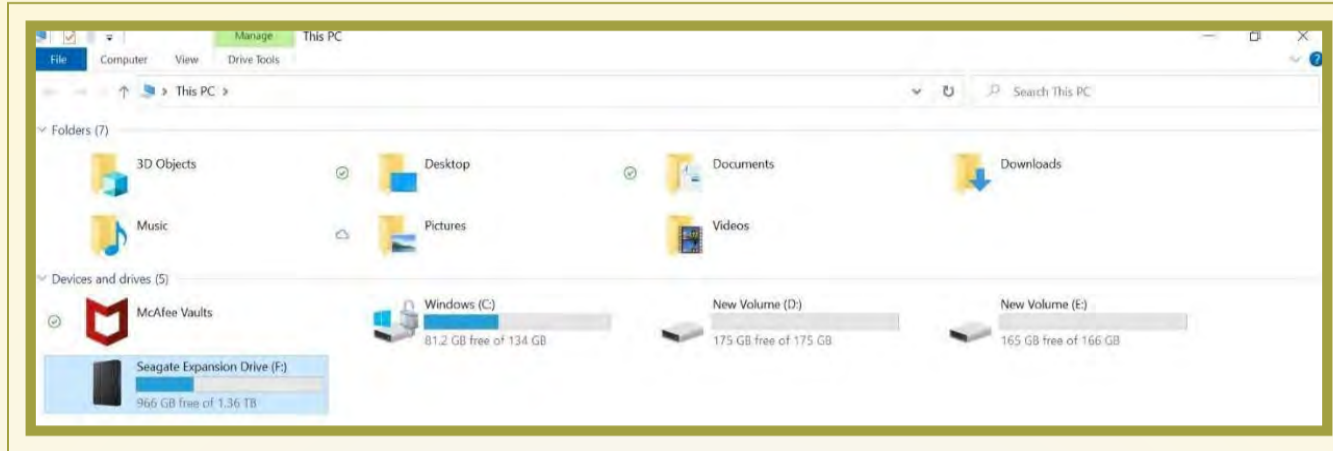
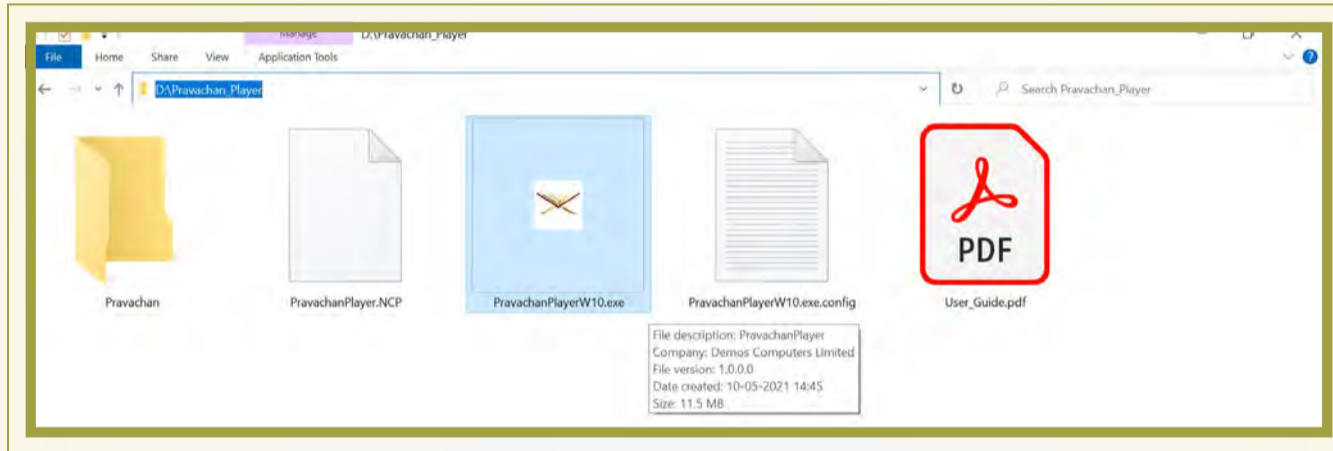


## User Guide for Pravachan Player Software Developed for Windows Based PC or Windows Based Tablet

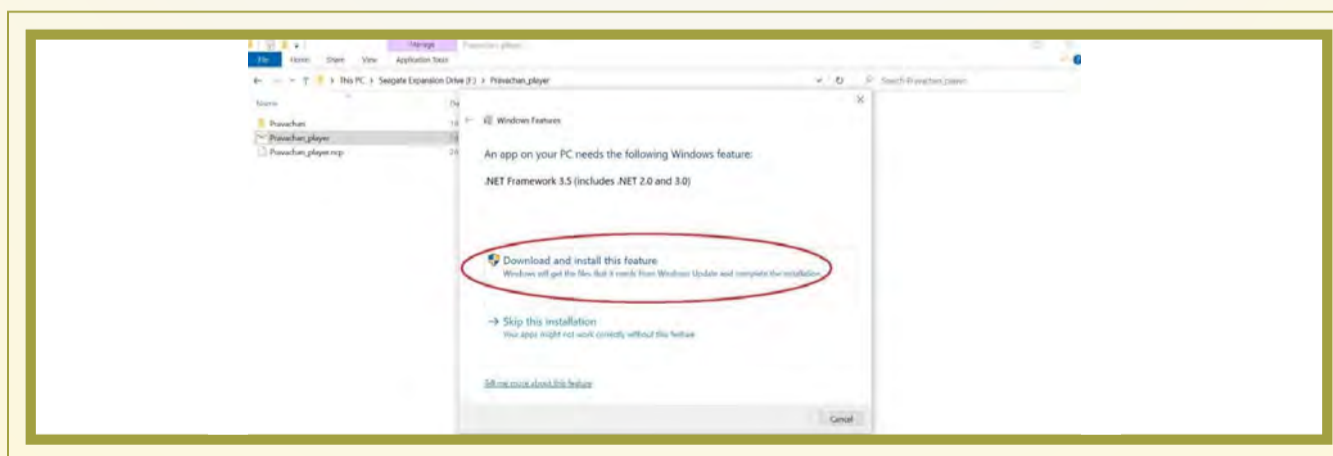
1. Insert your hard disk in the USB drive. Sadharmi can get the Pravachan Player software and all the data from Shree Kundkund-Kahan Parmarthik Trust, Vile Parle-Santacruz (150 GB necessary for all the data). Refer [www.vitravani.com](http://www.vitravani.com) website for contact details.



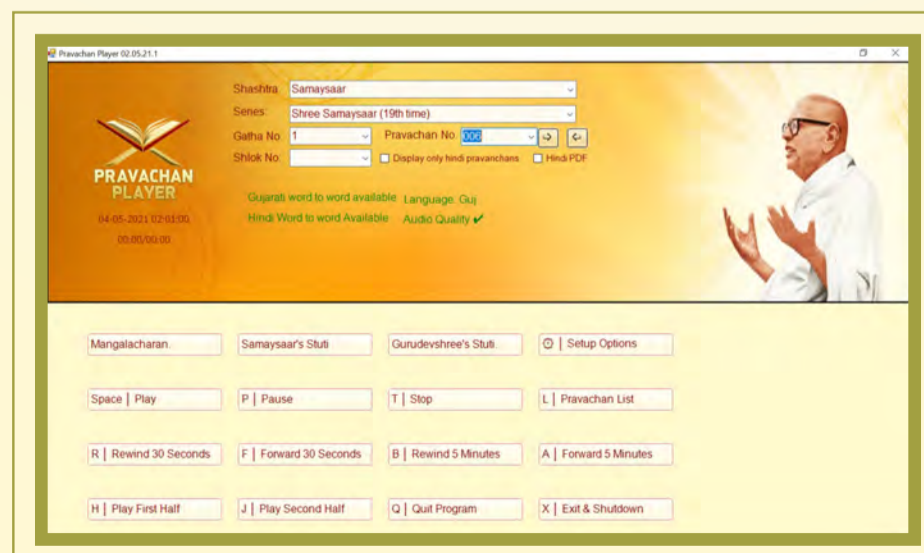
2. Open the hard drive and copy the pravachan player folder in your computer as shown in the following image. Open the Pravachan player folder.



3. If a sadharmi is downloading Pravachan Player software from the website (<https://www.vitravani.com/pravachan-player/default.aspx>) then the downloaded data will come in Download folder of the computer. Create a Pravachan Player folder in one of the computer's drive. Now, the data from the Download folder can be moved to the Pravachan Player folder as shown in the above image. Now, open the Pravachan Player folder.
4. Click on the Pravachan Player application. If your device does not have the '.NET Framework 3.5' feature you will have to install it as shown below



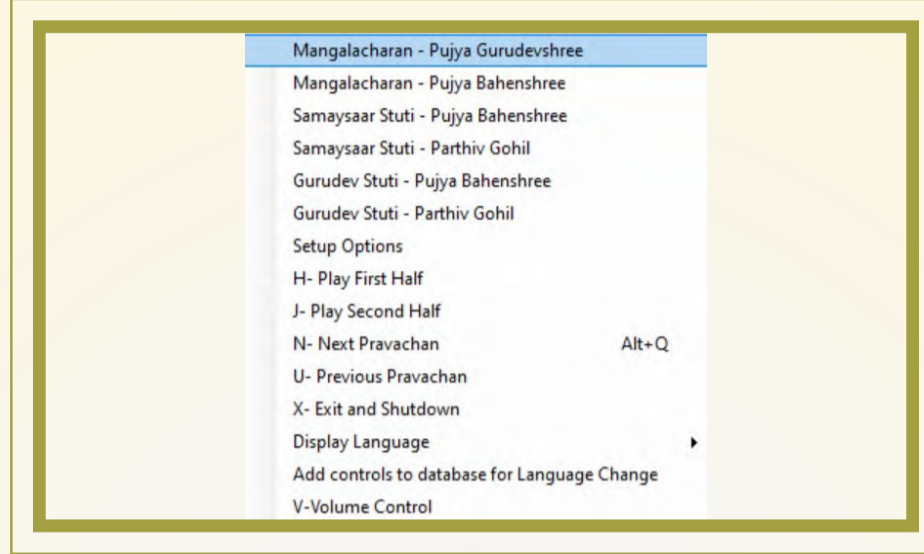
5. After installing this Windows feature you will be able to access the Pravachan Player software.
6. When you start the Pravachan Player Program the following home screen is displayed.



7. Once 'Pravachan Player' program starts, you can use commands as visible on the screen or press right click on the mouse to access commands anywhere.
8. Command menu as shown below opens up on Right clicking with the mouse on home screen.



9. One can select Mangalacharan in Pu. Gurudevshree and Pu. Bahenshree's voice and stutis from this menu as well.



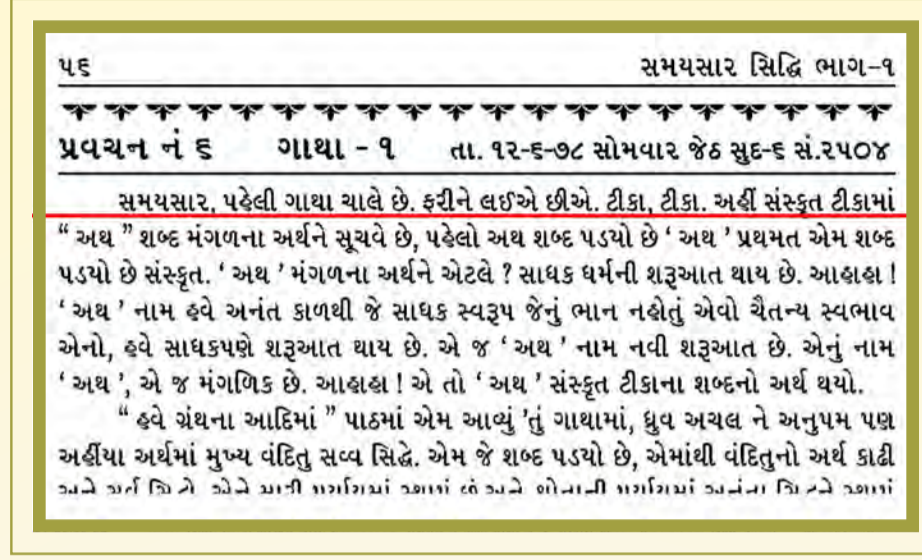
10. Now on the home screen; select the Shastra Name → Select Series → Select Gatha No. or Shlok No. or Pravachan No. (Refer 'Pravachan List' button on home screen or [www.vitragvani.com](http://www.vitragvani.com) for more details about Pu. Gurudevshree's Pravachan)
11. Green/Maroon text (shown in Red box in the following image) will show the selected pravachan details.



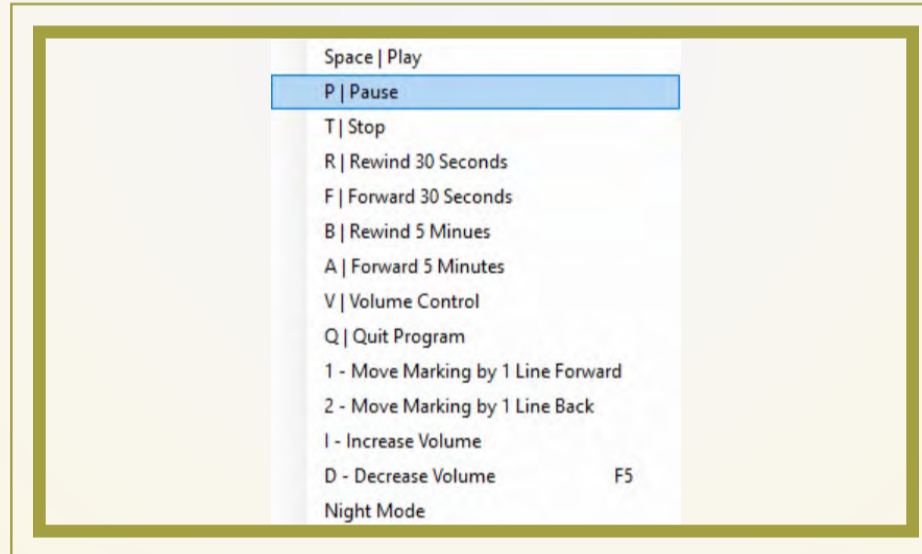
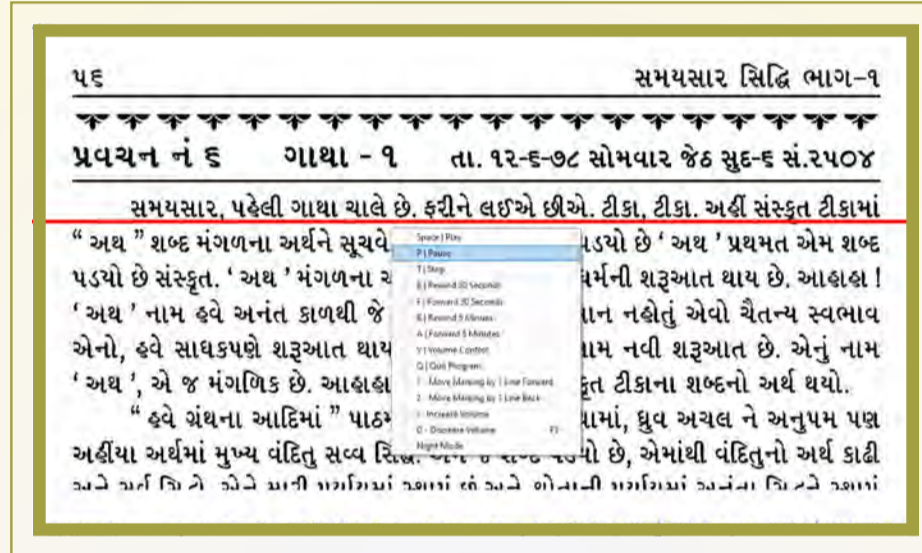
12. Press 'Space – Play' button or press 'Space bar' on the keyboard to play the selected pravachan. (You can view Hindi Pravachan only by clicking on the check box "Display only Hindi Pravachans")
13. The Pravachan Player software will automatically play the pravachan with Pu. Gurudevshree's pictures if word to word pravachan shastra is not available.



14. If the word to word pravachan shastra PDF file is available then it will automatically display Gujarati PDF along with a line automatically moving forward as Pu. Gurudevshree speaks. (Refer Shastra List at the end of the User Guide for PDF availability details.)
15. If you want to access the Hindi PDF then click on Hindi PDF checkbox. (Refer the Green Box in the 2nd image on the previous page.)
16. Each of Pu. Gurudevshree's pravachan is approximately for an hour long.
17. Pravachan Player software will play the entire pravachan automatically.



18. User can access Pravachan Player commands by right clicking on mouse on pravachan screen (Refer following images). Refer following Software Commands and/or Quick Summary section below for command details. Some commands are also allotted short cut keys for ease of usage with computer.



19. After the pravachan is complete one may close the software by pressing ‘X’ cross on the top right hand corner.
20. Simply click right button on mouse to access all the commands anywhere in the software.

## Software Commands

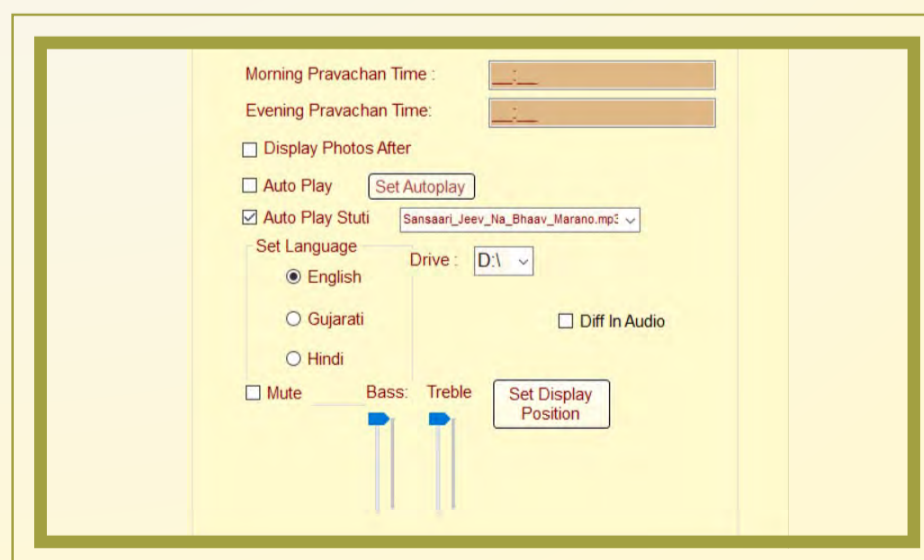
1. **Mangalaacharan Button:** Plays Pu. Gurudevshree's pravachan Mangalaacharan
2. **Samaysaar Stuti Button:** Gives an option to play Samaysaar stuti in Pu. Bahenshree's voice or Sh. Parthiv Gohils's voice.
3. **Gurudevshree Stuti Button:** Gives an option to play Pu. Gurudevshree's stuti in Pu. Bahenshree's voice or Sh. Parthiv Gohils's voice.
4. **Space – Play Button:** You can play new Pravachan or resume a paused Pravachan by pressing the button 'Space – Play' or by pressing the 'Space bar' on the keyboard.
5. **P – Pause Button:** When you press 'P – Pause' button or press 'P' on the keyboard, it will pause the Pravachan.
6. **T – Stop Button:** When you press 'T – Stop' button or press 'T' on the keyboard, it will stop the Pravachan.
7. **L – Pravachan List Button:** When one presses 'L – Pravachan List' button or press 'L' on keyboard, a new window showing shastrawise Pravachan List will be opened

Information database of Pu. Gurudevshree's 1000+ Pravachans

Shashtra: Samaysaar Total Pravachan: 156  
 Series: Shree Samaysaar (19th time) Hide Pravachans Only  
 MP3: SS006.MP3 Gatha No: 1 Shlok No: Play Close

Pravachan No.	Gatha No.	Shlok No.	Pravachan Date	Day	Time	Quality	Hide	File Name
001		1	07-06-1978	Wed	Jeth vs 2			SS001.MP3
002		1,2	08-06-1978	Thu	Jeth vs 3	*		SS002.MP3
003		2	09-06-1978	Fri	Jeth vs 4			SS003.MP3
004		3	10-06-1978	Sat	Jeth vs 5			SS004.MP3
005		1	11-06-1978	Sun	Jeth vs 5			SS005.MP3
006		1	12-06-1978	Mon	Jeth vs 6			SS006.MP3
007		1	13-06-1978	Tue	Jeth vs 7			SS007.MP3
008		1,2	14-06-1978	Thu	Jeth vs 9			SS008.MP3
009		2	16-06-1978	Fri	Jeth vs 10			SS009.MP3
010		2	17-06-1978	Sat	Jeth vs 11			SS010.MP3
011		2	18-06-1978	Sun	Jeth vs 13			SS011.MP3
012		2	19-06-1978	Mon	Jeth vs 14			SS012.MP3
013		3	21-06-1978	Wed	Jeth vs 1	**		SS013.MP3
014		3	22-06-1978	Thu	Jeth vs 2	**		SS014.MP3
015		3,4	23-06-1978	Fri	Jeth vs 3	**		SS015.MP3

8. **R – Rewind 30 Seconds Button:** When you press 'R – Rewind 30 Seconds' or press 'R' on the keyboard, it will rewind the current Pravachan by 30 Seconds. If it is the start of the Pravachan or current position is less than 30 Seconds then this function will not work.
  9. **F – Forward 30 Seconds Button:** When you press 'F – Forward 30 Seconds' or press 'F' on the keyboard, it will forward the current Pravachan by 30 Seconds. If it is the end of the Pravachan or remaining Pravachan is less than 30 Seconds then this function will not work.
  10. **B – Rewind 5 Minutes Button:** When you press 'B – Rewind 5 Minutes' or press 'B' on the keyboard, it will rewind the current Pravachan by 5 Minutes. If it is the start of the Pravachan or current position is less than 5 Minutes then this function will not work.
  11. **A – Forward 5 Minutes Button:** When you press 'A – Forward 5 Minutes' or press 'A' on the keyboard, it will forward the current Pravachan by 5 Minutes. If it is the end of the Pravachan or remaining Pravachan is less than 5 Minutes then this function will not work.
- For playing Pravachans for 30 minutes you may use the following two options:
12. **H – Play First Half:** When you press 'H – Play First Half' button or press 'H' on the keyboard, It will play Pravachan from the beginning and stop automatically on the completion of 30 minutes.
  13. **J – Play Second Half:** When you press 'J – Play Second Half' button or press 'J' on the keyboard, It will play Pravachan from second half onwards up to the end.
  14. **N – Next Pravachan Button:** When you press the button 'N – Next Pravachan' or press 'N' on the Keyboard it will jump to next Pravachan number. This button is useful for playing next Pravachan of previously played Pravachan. For example, if you have listened Pravachan no. 25 on the previous day then by pressing Next Pravachan button, it will move to Pravachan no. 26. It is very useful for daily listeners.
  15. **U – Previous Pravachan Button:** When you click the 'U – Previous Pravachan' or press 'U' on the keyboard it will jump to the previous pravachan number.
  16. **V – Volume control:** Pops up volume controller
  17. **Setup Options Button:** When one presses the 'Setup Options' button, the software will allow you to customize the software as per user's needs



18. **Q – Quit Program Button:** When you press the button 'Q – Quit Program' or press 'Q' on the Keyboard it will close the Pravachan Player program and return to windows
19. **X – Exit & Shutdown Button:** When you press the button 'X – Exit & Shutdown' or press 'X' on the Keyboard it will close the Pravachan Player program & shutdown your computer.

## Quick Summary

No.	Short Cut Keys	Command	Function
1	-	Mangalaacharan	Plays Mangalaacharan of Pu. Gurudevshree's Pravachan
2	-	Samaysaar Stuti	Plays Samaysaar stuti in Pu. Bahenshree's voice or Sh. Parthiv Gohil's voice
3	-	Gurudevshree Stuti	Plays Pu. Gurudevshree's stuti in Pu. Bahenshree's voice or Sh. Parthiv Gohil's voice
4	Space	Play Button	Plays Pravachan
5	P	Pause Button	Pauses Pravachan
6	T	Stop Button	Stops Pravachan
7	L	Pravachan List Button	Displays Shastrawise Pravachan List
8	R	Rewind 30 second Button	Rewinds the current Pravachan by 30 seconds
9	F	Forward 30 second Button	Forwards the current Pravachan by 30 seconds
10	B	Rewind 5 minutes button	Rewinds the current Pravachan by 5 Minutes
11	A	Forward 5 minutes button	Forwards the current Pravachan by 5 Minutes
12	H	Play First half	Plays Pravachan from the beginning and stops automatically on the completion of 30 minutes.
13	J	Play second half	Plays Pravachan from second half onwards up to the end
14	N	Next Pravachan Button	Jumps to next Pravachan number.
15	U	Previous Pravachan button	Jumps to the previous Pravachan number
16	V	Volume control	Pops up volume controller
17	Q	Quit Program Button	Closes the Pravachan Player program and return to windows
18	X	Exit & Shutdown Button	Closes the Pravachan Player program & shuts down computer
19	-	Setup Options	Software allows customization
19.1	-	Morning Pravachan Time	Allows to set morning pravachan time
19.2	-	Evening Pravachan Time	Allows to set evening pravachan time
19.3	-	Display Photos After Every	Allows to set time interval between photos for audio pravachans
19.4	-	Auto Play Stuti	Auto Plays Stuti before pravachan
19.5	-	Auto Play	Set up auto play listing of the pravachans to automate the schedule for a predefined period
19.6	-	Set Language	Allows to set language from 3 possible options: English, Gujarati & Hindi
19.7	-	Mute	Mutes audio
19.8	-	Bass & Treble Settings	Controls the Bass & Treble of the pravachan audio

## Published Word to Word (W2W) Pravachan Shastra's List

(As on Pu. Gurudevshree's 133rd Janma Jayanti – 02-05-2022)

No.	Shastra (Series)	Total Prav.	Guj. Available?	Guj. Prav.	Hin. Available?	Hin. Prav.	W2W Shastra Name
1	Sh. Samaysaar (13th time) (1961-62)	386	N/A	N/A	N/A	N/A	N/A (Not Available)
2	Sh. Samaysaar (15th time) (1966-68)	595	Available	595	N/A	N/A	Samaysaar Vaibhav
3	Sh. Samaysaar (16th time) (1968-69)	590	N/A	N/A	N/A	N/A	Samaysaar Khyati
4	Sh. Samaysaar(17th time)(Prv. No. 1 to 600) (1971-72)	596	N/A	N/A	N/A	N/A	Samaysaar
5	Sh. Samaysaar (17th time)(Prv. No. 601 to 646) (1974)	43	N/A	N/A	N/A	N/A	Rahashaya
6	Sh. Samaysaar (18th time) (1975-76)	535	Available	535	N/A	N/A	Bhagwat Shastra
7	Sh. Samaysaar (19th time) (1978-79)	552	Available	552	Available	552	Samaysaar Siddhi
8	Sh. Samaysaar (Gatha 308-311)	8	Available	8	N/A	N/A	Kramabaddha Paryay Pravachan
9	Sh. Samaysaar (Gatha 320)	12	Available	12	Available	12	Dheyey Purvak Gyey
10	Sh. Samaysaar (47 Shakti)	38	N/A	N/A	N/A	N/A	N/A
11	Sh. Samaysaar (Sep. Av. Prav.)	534	N/A	N/A	N/A	N/A	N/A
12	Sh. Pravachansaar (1979)	280	Available	272	Available	275	Pravachan Sudha
13	Sh. Pravachansaar PSS (1974-75)	300	N/A	N/A	N/A	N/A	N/A
14	Sh. Pravachansaar PB (1962-63)	131	N/A	N/A	N/A	N/A	N/A
15	Sh. Pravachansaar PS (1968-69)	280	N/A	N/A	N/A	N/A	Pravachansaar Pravachan
16	Sh. Pravachansaar (Sep. Av. Prav.)	118	N/A	N/A	N/A	N/A	N/A
17	Sh. Niyamsaar (1979-80)	220	Available	223	Available	219	Karan Karya Niyam
18	Sh. Niyamsaar NS66 (1966)	173	N/A	N/A	N/A	N/A	N/A
19	Sh. Niyamsaar NSS (1971)	202	N/A	N/A	N/A	N/A	Niyamno Saar
20	Sh. Niyamsaar NS (1969)	22	Available	22	Available	22	Niyamsaar Pravachan Part-1
21	Sh. Niyamsaar NST (1971-73)	215	N/A	N/A	N/A	N/A	N/A
22	Sh. Niyamsaar NS7 (1973)	158	N/A	N/A	N/A	N/A	N/A
23	Sh. Niyamsaar NS8 (1975-76)	183	N/A	N/A	N/A	N/A	N/A
24	Sh. Niyamsaar NSSV (1979)	17	Available	17	Available	17	Niyamsaar Pravachan Part-2
25	Sh. Niyamsaar (Sep. Av. Prav.)	72	N/A	N/A	N/A	N/A	N/A
26	Sh. Panchastikaay Sangrah (1963-64)	27	Available	27	Available	27	Panchastikay Prakash
27	Sh. Panchastikaay Sangrah (1964)	51	Available	51	N/A	N/A	Panchastikay Prakash
28	Sh. Panchastikay Sangrah (1969-70)	111	Available	111	Available	111	Panchastikay Pravachan
29	Sh. Panchastikaay Sangrah (Sep. Av. Prav.)	22	Available	16	N/A	N/A	Panchastikay Prakash
30	Sh. Ashtpahud (1970-71)	201	Available	201	Available	199	Astapahud Pravachan
31	Sh. Ashtpahud (1973-74)	198	Available	198	N/A	N/A	Astapahud Amrut
32	Sh. Ashtpahud (Sep. Av. Prav.)	3	Available	3	Available	3	N/A
33	Sh. Samaysaar Kalash Tika (1965-66)	276	Partially Available	74	N/A	N/A	Amrut Kalash
34	Sh. Samaysaar Kalash Tika (1967-68)	260	N/A	N/A	N/A	N/A	N/A
35	Sh. Samaysaar Kalash Tika (1974)	214	N/A	N/A	N/A	N/A	N/A
36	Sh. Samaysaar Kalash Tika (1977-78)	308	Available	307	N/A	N/A	Kalashamrut

## Published Word to Word (W2W) Pravachan Shastra's List

(As on Pu. Gurudevshree's 133rd Janma Jayanti – 02-05-2022)

No.	Shastra (Series)	Total Prav.	Guj. Available?	Guj. Prav.	Hin. Available?	Hin. Prav.	W2W Shastra Name
37	Sh. Samaysaar Kalash Tika (1967)	13	Available	13	Available	13	Samaysaar Kalash Tika Pravachan Part-1
38	Sh. Samaysaar Kalash Tika (Sep. Av. Prav.)	111	N/A	N/A	N/A	N/A	N/A
39	Sh. Naatak Samaysaar (1971)	197	Available	197	N/A	N/A	Naatak Samaysaar Aksahas Pravachan
40	Sh. Naatak Samaysaar (Sep. Av. Prav.)	1	Available	1	Available	1	N/A
41	Sh. Parmatmprakash (1965-66)	214	N/A	N/A	N/A	N/A	Parmatm Vaibhav
42	Sh. Parmatmprakash (1976-77)	242	Available	242	N/A	N/A	Parmatmprakash Pravachan
43	Sh. Parmatmprakash (Sep. Av. Prav.)	1	N/A	N/A	N/A	N/A	N/A
44	Sh. Istopadesh (1966)	55	Available	55	Available	55	Istopadesh Pravachan
45	Sh. Ishtopadesh (Sep. Av. Prav.)	6	Available	6	Available	6	N/A
46	Sh. Yogsaar (1966)	45	Available	45	Available	45	Yogsaar Pravachan
47	Sh. Purusarth Siddhi Upay (1967)	89	Available	89	Available	89	Purusarth Siddhi Upay Pravachan
48	Sh. Purusharth Siddhi Upaya (Sep. Av. Prav.)	2	Available	2	Available	2	N/A
49	Sh. Samadhitantra (1974-75)	110	Available	110	Available	110	Samadhitantra Pravachan
50	Sh. Padmanandi Panchvinshanti	69	Available	61	Available	59	Padmanandi Panchvinshanti Pravachan & Shravaksadhana
51	Sh. Chha Dhhala (1966)	50	Available	50	Available	50	Chha Dhhala Pravachan
52	Sh. MokshMarg Prakashak	36	Available	35	Available	33	Moksha no Swatantra Marg
53	Sh. Bahenshree na Vachanamrut (1978-79)	179	Available	179	Available	180	Amrut Pravachan
54	Sh. Bahenshree na Vachanamrut (1980)	50	Available	50	Available	50	Amrut Bodh
55	Sh. Bahenshree na Vachnamrut (Sep. Av. Prav.)	35	Available	34	Available	34	Vachanamrut Rahashaya & Amrut Bodh
56	Shrimad Rajchandraji's Samadhi Din	1	Available	1	Available	1	N/A
57	Sh. Bruhad Dravya Sangrah	6	Available	4	Available	4	Bruhad Dravya Sangrah Pravachan
58	Sh. Swamikartikey Aanupreksha	4	N/A	N/A	N/A	N/A	N/A
59	Sh. Anubhavprakash	2	Available	2	Available	2	Anubhavprakash Pravachan
60	Sh. Vishapahaar Stotra	7	Available	7	Available	7	Vishapahaar Stotra Pravachan
61	Sh. Taaran Taran Shrivakchaar (Av. Prav.)	8	Available	8	Available	7	N/A
62	Sh. Gyan Sammuchaysaar (Av. Prav.)	8	N/A	N/A	N/A	N/A	N/A
63	Sh. Updesh Shuddhasaar (Av. Prav.)	6	N/A	N/A	N/A	N/A	N/A
64	Sh. Pravachan Navneet	141	Available	141	Available	141	Pravachan Navneet
65	Prasangik Pravachan	266	N/A	N/A	N/A	N/A	N/A
66	Vairagaya Pravachan	26	N/A	N/A	N/A	N/A	N/A
67	Dhyeya Purvak Gyeya (SS 320 & SKT)	18	Available	18	Available	18	Dhyeya Purvak Gyeya
<b>Total Pravachans</b>		<b>9929</b>		<b>4574</b>		<b>2344</b>	